



NATA LIGHTING CO.,LTD.  
www.nata.cn  
Email:info@nata.com  
Tel:+86-750-3770000 Fax:+86-750-3771111  
Address:380JinOu Road,GaoXin Zone,Jiang Men City,Guangdong,China

NT

Client:

LumCAT: 2-2680-L

Luminaire: 92.70.412.00

Report No: 2024301-B008

Ballast type: AC

Test No: 2024301-C008

Voltage(V): 34.480

LampCAT: LUMINUS CXM-14-AC40

Current(A): 0.530

Lamp flux(lm): 2575.0

Power (W): 18.274

Number of Lamps: 1

PF: 0.000

Length(mm): 0

Width(mm): 0

Phm Type: C

Height(mm): 0

### Photometric Results

Lumens(lm): 2125.40, Efficiency(%): 82.54% , Luminous Efficacy(lm/W): 116.31

Central intensity(cd): 4757.646, Maximum intensity(cd): 4757.646

Angle of maximum intensity: C=0.0  $\gamma$ =0.0

Beam Angle(50%Imax): [C0/180]Total=37.2

[C90/270]Total=37.2

Field angle(10%Imax): [C0/180]Total=64.6

[C90/270]Total=64.6

Maximum s/h(1/2): C0\_180=0.61 C90\_270=0.61

Maximum s/h(1/4): C0\_180=0.60 C90\_270=0.60

Up flux rate of lamp(%): 0.00%

Down flux rate of lamp(%): 82.54%

Up flux rate of LUM(%): - -

Down flux rate of LUM(%): 100.00%

CIE Type : Direct lighting

Output flux ratio in  $\pi$  solid angle : 98.008%

Equipment: GMS1980  
Temperature(°C): 25.0

Date: 2024/3/01  
Humidity(%): 60.0%

Operator: NT07  
Distance(m): 7.65

$\gamma(^{\circ})$	Average I(cd)	Zonal F(lm)	Sum F(lm)	Eff Flux(%)	Eff Sum(%)
0.0	4757.645	0.000	0	0.00%	0.00%
1.0	4751.573	4.550	4.55	0.18%	0.21%
2.0	4727.945	13.606	18.156	0.53%	0.85%
3.0	4686.760	22.517	40.673	0.87%	1.91%
4.0	4627.579	31.178	71.851	1.21%	3.38%
5.0	4559.473	39.522	111.373	1.53%	5.24%
6.0	4468.544	47.445	158.818	1.84%	7.47%
7.0	4357.863	54.785	213.603	2.13%	10.05%
8.0	4240.891	61.540	275.143	2.39%	12.95%
9.0	4105.192	67.640	342.783	2.63%	16.13%
10.0	3951.717	72.912	415.695	2.83%	19.56%
11.0	3788.366	77.339	493.035	3.00%	23.20%
12.0	3618.139	80.964	573.998	3.14%	27.01%
13.0	3448.277	83.861	657.859	3.26%	30.95%
14.0	3263.200	85.906	743.765	3.34%	34.99%
15.0	3073.368	86.991	830.756	3.38%	39.09%
16.0	2876.659	87.185	917.941	3.39%	43.19%
17.0	2689.606	86.682	1004.623	3.37%	47.27%
18.0	2493.995	85.466	1090.089	3.32%	51.29%
19.0	2294.872	83.316	1173.405	3.24%	55.21%
20.0	2091.653	80.286	1253.691	3.12%	58.99%
21.0	1899.260	76.634	1330.325	2.98%	62.59%
22.0	1724.205	72.815	1403.14	2.83%	66.02%
23.0	1494.906	67.546	1470.685	2.62%	69.20%
24.0	1346.844	62.131	1532.816	2.41%	72.12%
25.0	1230.538	58.604	1591.42	2.28%	74.88%
26.0	1135.871	55.859	1647.28	2.17%	77.50%
27.0	1008.072	52.452	1699.732	2.04%	79.97%
28.0	888.159	48.009	1747.74	1.86%	82.23%
29.0	781.875	43.693	1791.433	1.70%	84.29%
30.0	678.042	39.417	1830.85	1.53%	86.14%
31.0	585.364	35.159	1866.009	1.37%	87.80%
32.0	500.704	31.115	1897.124	1.21%	89.26%
33.0	421.896	27.180	1924.304	1.06%	90.54%
34.0	352.752	23.443	1947.747	0.91%	91.64%
35.0	288.231	19.907	1967.654	0.77%	92.58%
36.0	247.872	17.070	1984.723	0.66%	93.38%
37.0	184.887	14.114	1998.837	0.55%	94.05%

$\gamma(^{\circ})$	Average I(cd)	Zonal F(lm)	Sum F(lm)	Eff Flux(%)	Eff Sum(%)
38.0	129.269	10.486	2009.324	0.41%	94.54%
39.0	94.009	7.621	2016.945	0.30%	94.90%
40.0	76.591	5.950	2022.895	0.23%	95.18%
41.0	67.645	5.136	2028.031	0.20%	95.42%
42.0	61.156	4.680	2032.71	0.18%	95.64%
43.0	56.130	4.345	2037.055	0.17%	95.84%
44.0	51.456	4.061	2041.116	0.16%	96.03%
45.0	47.242	3.793	2044.909	0.15%	96.21%
46.0	43.855	3.563	2048.471	0.14%	96.38%
47.0	40.600	3.359	2051.83	0.13%	96.54%
48.0	37.769	3.168	2054.998	0.12%	96.69%
49.0	35.106	2.993	2057.991	0.12%	96.83%
50.0	32.809	2.832	2060.823	0.11%	96.96%
51.0	30.658	2.685	2063.508	0.10%	97.09%
52.0	28.800	2.551	2066.059	0.10%	97.21%
53.0	27.132	2.433	2068.492	0.09%	97.32%
54.0	25.611	2.325	2070.817	0.09%	97.43%
55.0	24.316	2.229	2073.046	0.09%	97.54%
56.0	23.087	2.142	2075.188	0.08%	97.64%
57.0	22.012	2.062	2077.25	0.08%	97.73%
58.0	21.105	1.994	2079.244	0.08%	97.83%
59.0	20.322	1.937	2081.18	0.08%	97.92%
60.0	19.620	1.887	2083.067	0.07%	98.01%
61.0	18.939	1.840	2084.907	0.07%	98.09%
62.0	18.413	1.800	2086.707	0.07%	98.18%
63.0	17.908	1.766	2088.474	0.07%	98.26%
64.0	17.418	1.733	2090.207	0.07%	98.34%
65.0	16.964	1.702	2091.909	0.07%	98.42%
66.0	16.598	1.675	2093.583	0.07%	98.50%
67.0	16.269	1.653	2095.236	0.06%	98.58%
68.0	15.940	1.632	2096.868	0.06%	98.66%
69.0	15.684	1.613	2098.481	0.06%	98.73%
70.0	15.443	1.599	2100.079	0.06%	98.81%
71.0	15.113	1.579	2101.659	0.06%	98.88%
72.0	14.748	1.553	2103.211	0.06%	98.96%
73.0	14.360	1.522	2104.734	0.06%	99.03%
74.0	13.972	1.489	2106.223	0.06%	99.10%
75.0	13.563	1.455	2107.678	0.06%	99.17%

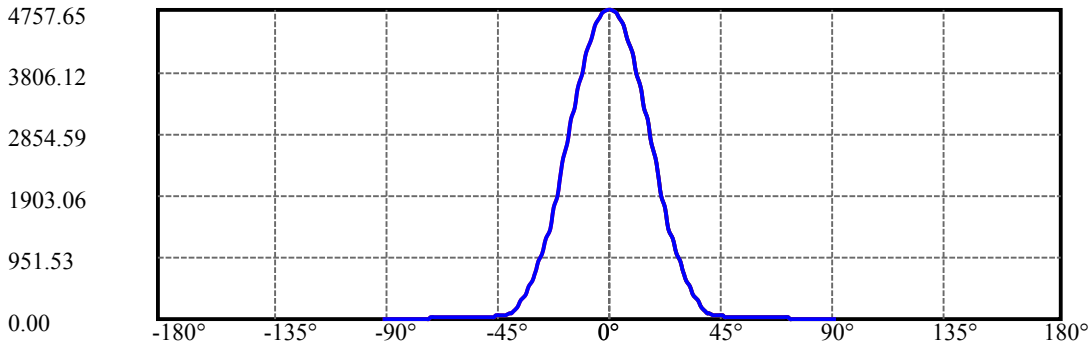
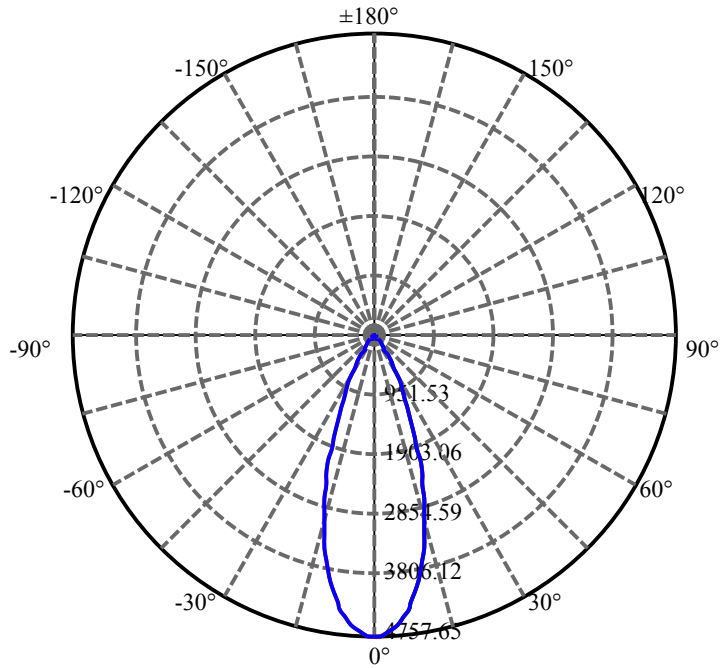
$\gamma(^{\circ})$	Average I(cd)	Zonal F(lm)	Sum F(lm)	Eff Flux(%)	Eff Sum(%)
76.0	13.190	1.420	2109.098	0.06%	99.23%
77.0	12.743	1.383	2110.481	0.05%	99.30%
78.0	12.326	1.342	2111.823	0.05%	99.36%
79.0	11.953	1.305	2113.127	0.05%	99.42%
80.0	11.580	1.269	2114.396	0.05%	99.48%
81.0	11.178	1.231	2115.627	0.05%	99.54%
82.0	10.812	1.192	2116.819	0.05%	99.60%
83.0	10.490	1.158	2117.977	0.04%	99.65%
84.0	10.219	1.128	2119.105	0.04%	99.70%
85.0	9.956	1.101	2120.206	0.04%	99.76%
86.0	9.744	1.077	2121.283	0.04%	99.81%
87.0	9.510	1.054	2122.337	0.04%	99.86%
88.0	9.349	1.033	2123.37	0.04%	99.90%
89.0	9.239	1.019	2124.389	0.04%	99.95%
90.0	9.203	1.011	2125.4	0.04%	100.00%

ZONAL LUMEN SUMMARY

Zone	Lumens	%Lamp	%Fixt
0-30	1830.85	71.10%	86.14%
0-40	2022.89	78.56%	95.18%
0-60	2083.07	80.90%	98.01%
0-90	2124.39	82.50%	99.95%
0-120	2124.39	82.50%	99.95%
0-180	2125.40	82.54%	100.00%
60-90	41.32	1.60%	1.94%
90-120	0.00	0.00%	0.00%
90-130	0.00	0.00%	0.00%
90-150	0.00	0.00%	0.00%
90-180	0.00	0.00%	0.00%
0-27.01	1700.32	66.03%	80.00%

ZONAL LUMEN SUMMARY

0-10	415.70
10-20	838.00
20-30	577.16
30-40	192.04
40-50	37.93
50-60	22.24
60-70	17.01
70-80	14.32
80-90	9.99
90-100	0.00
100-110	0.00
110-120	0.00
120-130	0.00
130-140	0.00
140-150	0.00
150-160	0.00
160-170	0.00
170-180	0.00



C0(Max): —————

C0/C180: —————

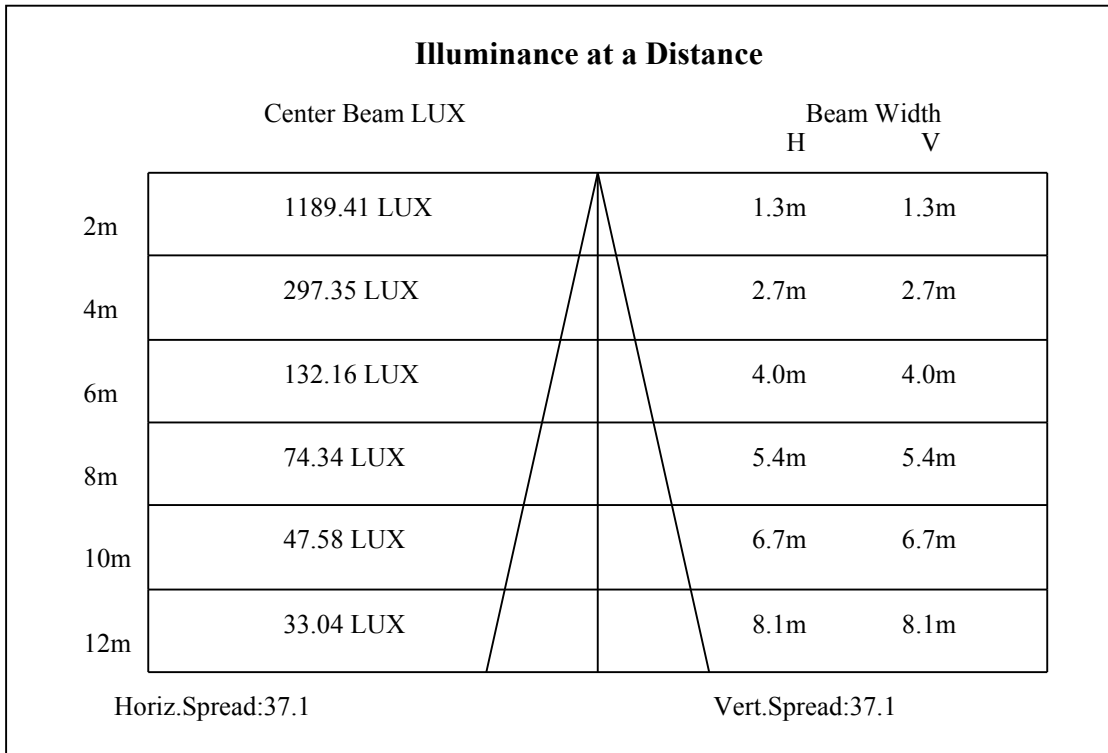
C90/C270: —————

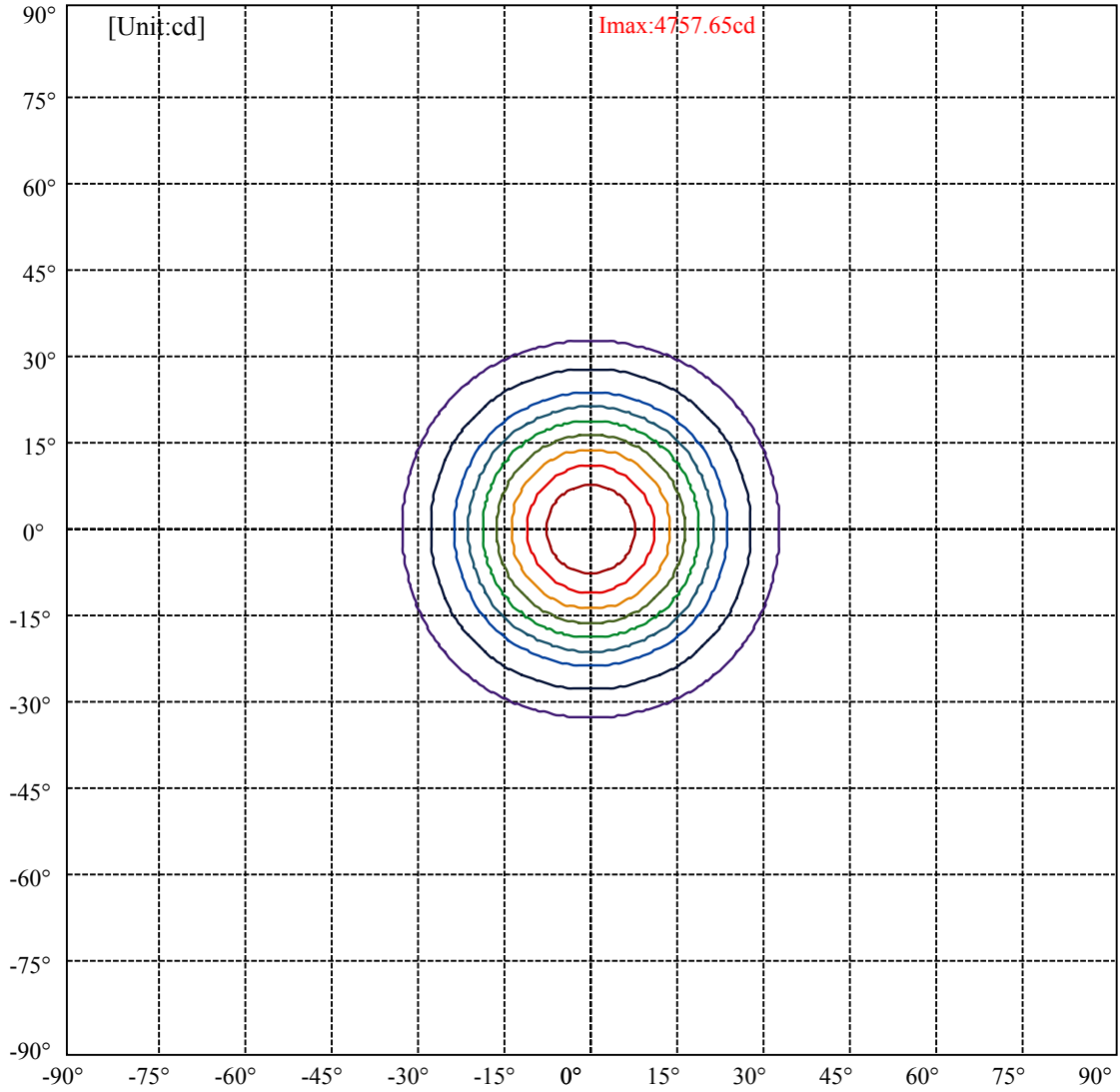
Field angle(10%Imax):C0/180Left:32.3 Right:32.3

:C90/270Left:32.3 Right:32.3

Beam Angle(50%Imax):C0/180Left:18.6 Right:18.6

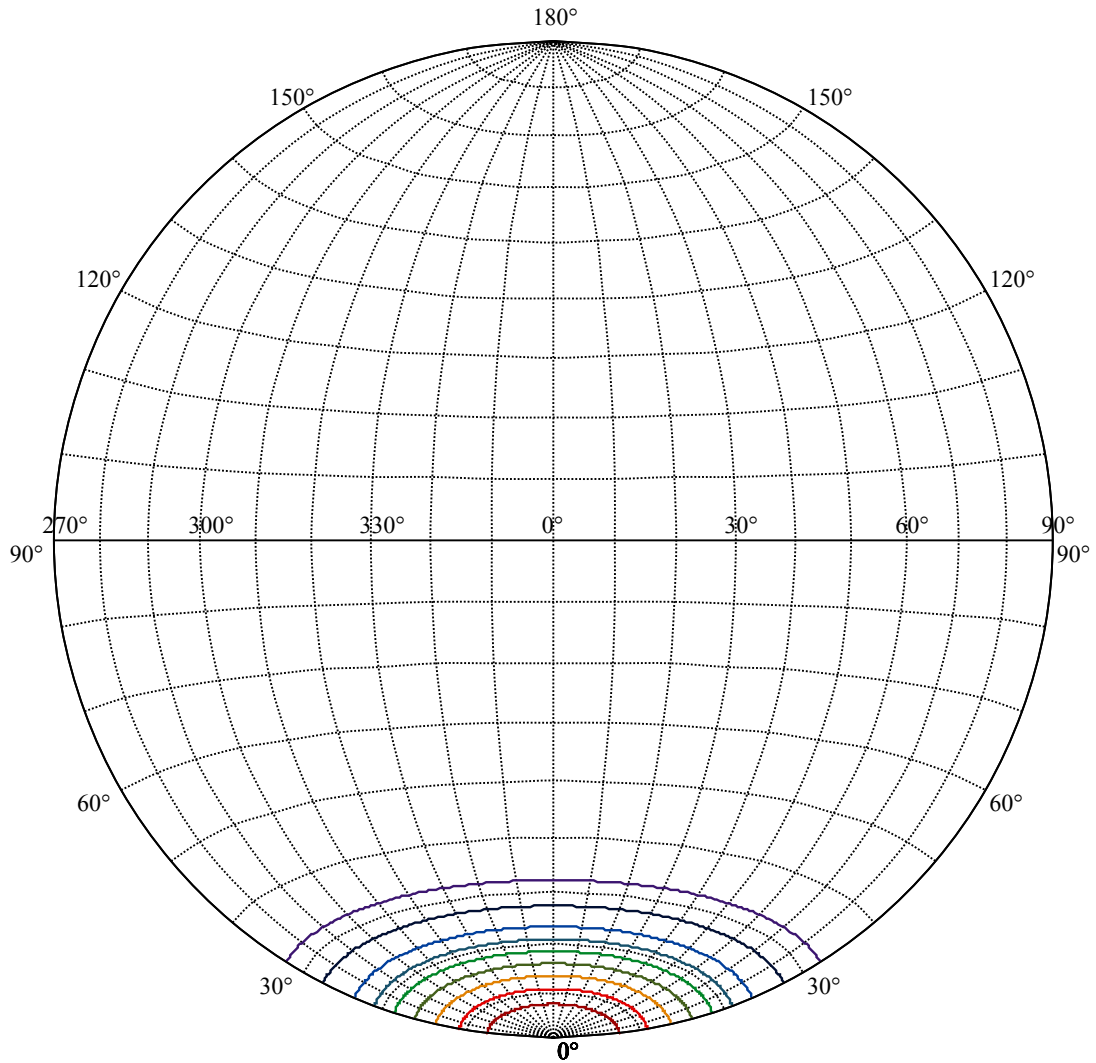
:C90/270Left:18.6 Right:18.6





(10%I <sub>max</sub> ) 475.765	—
(20%I <sub>max</sub> ) 951.529	—
(30%I <sub>max</sub> ) 1427.29	—
(40%I <sub>max</sub> ) 1903.06	—
(50%I <sub>max</sub> ) 2378.82	—
(60%I <sub>max</sub> ) 2854.59	—
(70%I <sub>max</sub> ) 3330.35	—
(80%I <sub>max</sub> ) 3806.12	—
(90%I <sub>max</sub> ) 4281.88	—





House

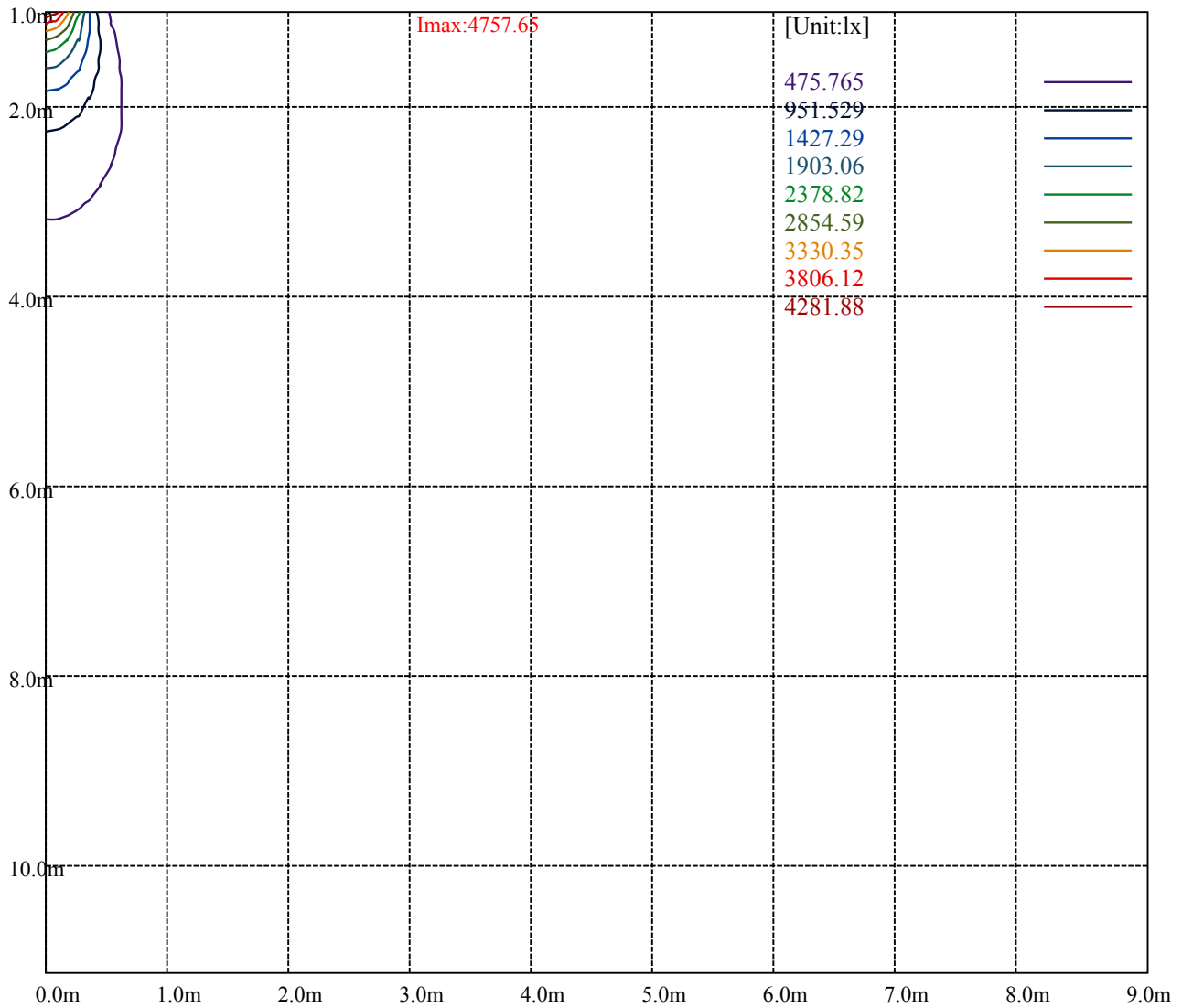
[Unit:cd]

Road

**Imax:4757.65**

(10%Imax) 475.765	—
(20%Imax) 951.529	—
(30%Imax) 1427.29	—
(40%Imax) 1903.06	—
(50%Imax) 2378.82	—
(60%Imax) 2854.59	—
(70%Imax) 3330.35	—
(80%Imax) 3806.12	—
(90%Imax) 4281.88	—





Luminance Table

$\gamma$	45	50	55	60	65	70	75	80	85
C0	0	0	0	0	0	0	0	0	0
C45	0	0	0	0	0	0	0	0	0
C90	0	0	0	0	0	0	0	0	0

L(Hor)(65)	L(Ver)(65)	L45(65)	L(Hor)(75)	L(Ver)(75)	L45(75)	L(Hor)(85)	L(Ver)(85)	L45(85)
0	0	0	0	0	0	0	0	0

Glare Table

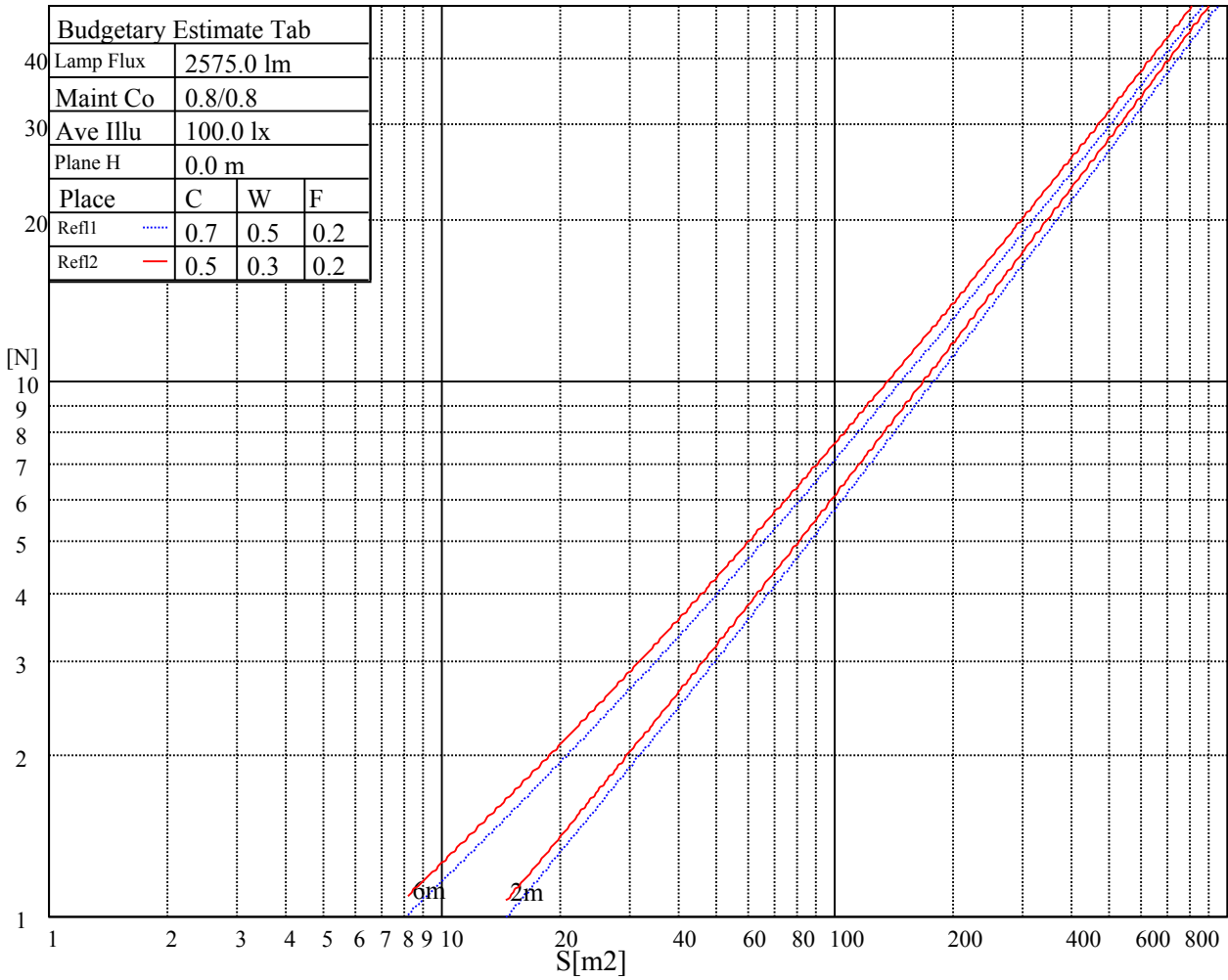
Glare	Quality	Service Values Illuminance(lx)							
1.15	A	2000	1000	500	$\leq 300$				
1.5	B		2000	1000	500	$\leq 300$			
1.85	C			2000	1000	500	$\leq 300$		
2.2	D				2000	1000	500	$\leq 300$	
2.55	E					2000	1000	500	$\leq 300$
		a	b	c	d	e	f	g	h

Luminance Limiting Curve

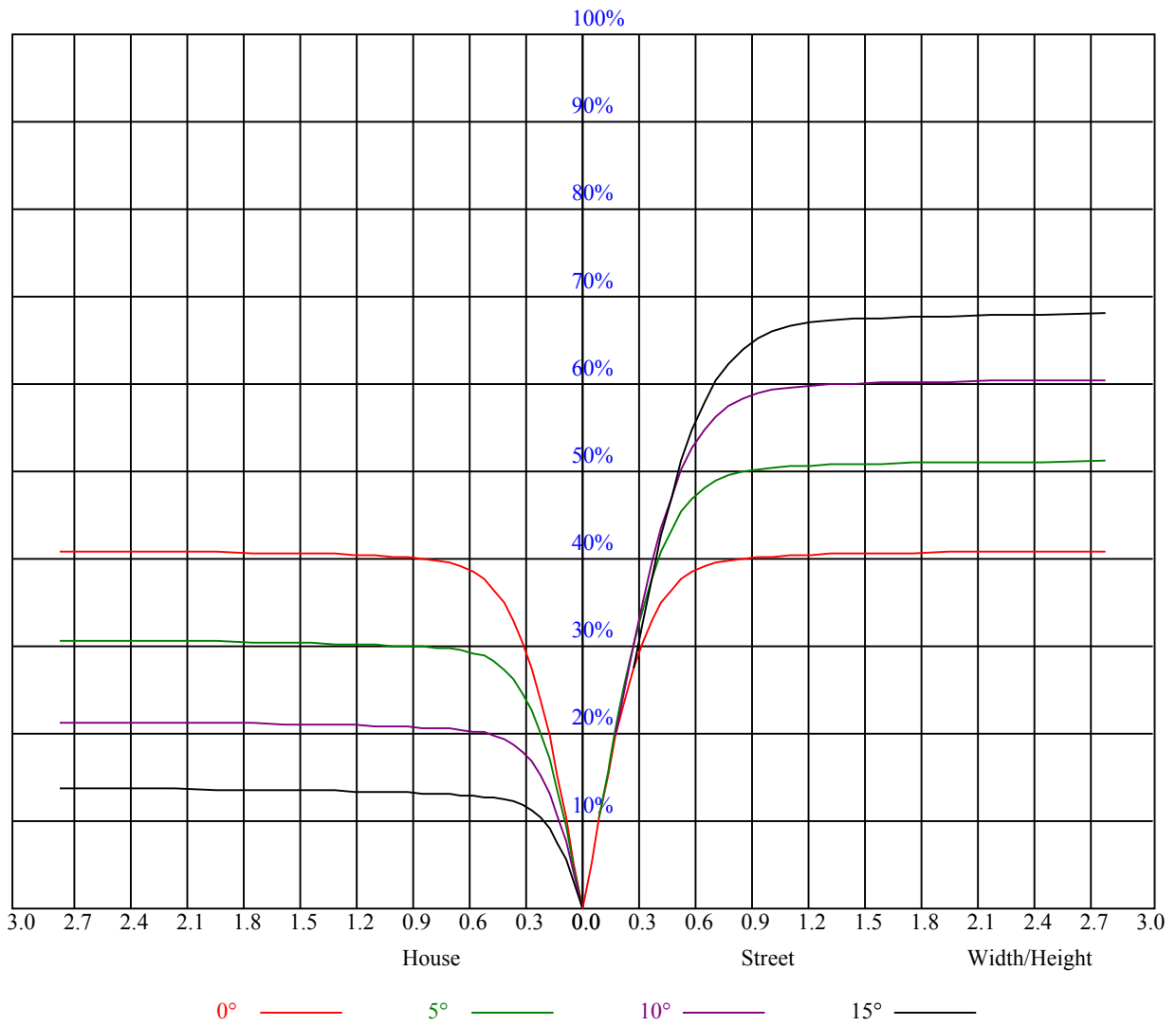


Illumination assessment according UGR										
Rf of Ceiling	70	70	50	50	30	70	70	50	50	30
Rf of Wall	50	30	50	30	30	50	30	50	30	30
Rf of Floor	20	20	20	20	20	20	20	20	20	20
Room dimensions	Viewed crosswise					Viewed endwise				
X	Y									
2H	2H	非数字	非数字	非数字	非数字	非数字	非数字	非数字	非数字	非数字
	3H	非数字	非数字	非数字	非数字	非数字	非数字	非数字	非数字	非数字
	4H	非数字	非数字	非数字	非数字	非数字	非数字	非数字	非数字	非数字
	6H	非数字	非数字	非数字	非数字	非数字	非数字	非数字	非数字	非数字
	8H	非数字	非数字	非数字	非数字	非数字	非数字	非数字	非数字	非数字
4H	12H	非数字	非数字	非数字	非数字	非数字	非数字	非数字	非数字	非数字
	2H	非数字	非数字	非数字	非数字	非数字	非数字	非数字	非数字	非数字
	3H	非数字	非数字	非数字	非数字	非数字	非数字	非数字	非数字	非数字
	4H	非数字	非数字	非数字	非数字	非数字	非数字	非数字	非数字	非数字
	6H	非数字	非数字	非数字	非数字	非数字	非数字	非数字	非数字	非数字
8H	8H	非数字	非数字	非数字	非数字	非数字	非数字	非数字	非数字	非数字
	12H	非数字	非数字	非数字	非数字	非数字	非数字	非数字	非数字	非数字
	4H	非数字	非数字	非数字	非数字	非数字	非数字	非数字	非数字	非数字
	6H	非数字	非数字	非数字	非数字	非数字	非数字	非数字	非数字	非数字
	8H	非数字	非数字	非数字	非数字	非数字	非数字	非数字	非数字	非数字
12H	12H	非数字	非数字	非数字	非数字	非数字	非数字	非数字	非数字	非数字
	4H	非数字	非数字	非数字	非数字	非数字	非数字	非数字	非数字	非数字
	6H	非数字	非数字	非数字	非数字	非数字	非数字	非数字	非数字	非数字
8H	非数字	非数字	非数字	非数字	非数字	非数字	非数字	非数字	非数字	
Variation with the observer position at spacings:										
S = 1.0H	非数字/非数字					非数字/非数字				
S = 1.5H	非数字/非数字					非数字/非数字				
S = 2.0H	非数字/非数字					非数字/非数字				
Standard tables:	BK0					BK0				
Uncorrected UGR	负无穷大					负无穷大				

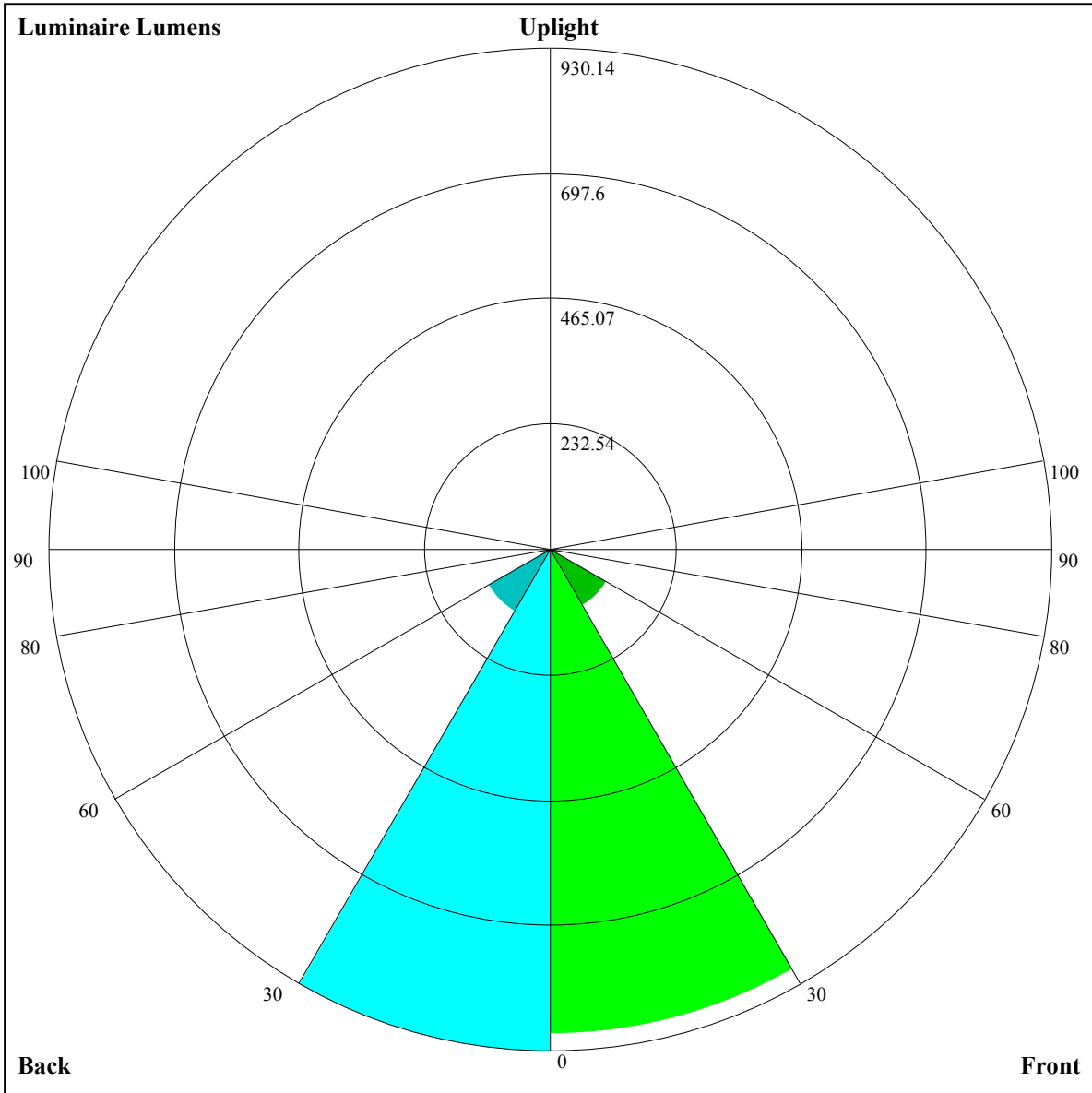
UGR calculation is based on CIE Publ. 117 ,S/H = 0.25



RHOCC	80			70			50			30			10			0
RHOW	50	30	10	50	30	10	50	30	10	50	30	10	50	30	10	0
RCR	COEFFICIENTS OF UTILIZATION RHOFC=20 CU															
0	0.98	0.98	0.98	0.96	0.96	0.96	0.92	0.92	0.92	0.88	0.88	0.88	0.84	0.84	0.84	0.83
1	0.92	0.90	0.88	0.90	0.88	0.87	0.87	0.85	0.84	0.84	0.83	0.82	0.81	0.80	0.79	0.78
2	0.86	0.83	0.81	0.85	0.82	0.80	0.82	0.80	0.78	0.80	0.78	0.77	0.78	0.76	0.75	0.74
3	0.82	0.78	0.75	0.80	0.77	0.74	0.78	0.76	0.73	0.76	0.74	0.72	0.75	0.73	0.71	0.70
4	0.77	0.73	0.70	0.76	0.73	0.70	0.75	0.72	0.69	0.73	0.70	0.68	0.72	0.69	0.67	0.66
5	0.73	0.69	0.66	0.73	0.69	0.66	0.71	0.68	0.65	0.70	0.67	0.65	0.69	0.66	0.64	0.63
6	0.70	0.66	0.63	0.69	0.65	0.62	0.68	0.65	0.62	0.67	0.64	0.62	0.66	0.63	0.61	0.60
7	0.67	0.63	0.60	0.66	0.62	0.59	0.65	0.62	0.59	0.64	0.61	0.59	0.64	0.61	0.59	0.57
8	0.64	0.60	0.57	0.63	0.59	0.57	0.63	0.59	0.56	0.62	0.59	0.56	0.61	0.58	0.56	0.55
9	0.61	0.57	0.54	0.61	0.57	0.54	0.60	0.57	0.54	0.59	0.56	0.54	0.59	0.56	0.54	0.53
10	0.59	0.55	0.52	0.58	0.55	0.52	0.58	0.54	0.52	0.57	0.54	0.52	0.57	0.54	0.52	0.51







Luminaire Lumens:

FL=899.17,FM=120.61,FH=15.27,FVH=5.48

BL=930.14,BM=133.68,BH=16.08,BVH=5.56

UL=0,UH=0

BUG Rating:B2-U0-G0

Intensity data(cd)

C/γ(°)	0.0	1.0	2.0	3.0	4.0	5.0	6.0	7.0	8.0
0.0	4744.48	4717.56	4676.01	4621.00	4533.21	4449.52	4352.96	4209.00	4076.15
45.0	4763.20	4755.60	4732.77	4684.20	4630.36	4565.98	4462.98	4364.08	4254.06
90.0	4753.84	4731.60	4680.69	4620.41	4550.77	4467.08	4339.50	4222.46	4091.37
135.0	4769.06	4756.18	4733.36	4676.59	4614.56	4544.92	4457.13	4332.48	4217.19
180.0	4744.48	4760.28	4756.77	4736.87	4706.44	4642.06	4576.52	4499.27	4377.54
225.0	4763.20	4757.94	4731.60	4691.81	4636.21	4570.08	4464.74	4363.50	4247.62
270.0	4753.84	4766.72	4763.20	4747.40	4699.42	4647.92	4582.37	4480.54	4379.88
315.0	4769.06	4766.72	4749.16	4715.80	4649.67	4588.22	4512.14	4391.59	4283.32
360.0	4744.48	4717.56	4676.01	4621.00	4533.21	4449.52	4352.96	4209.00	4076.15
C/γ(°)	9.0	10.0	11.0	12.0	13.0	14.0	15.0	16.0	17.0
0.0	3931.01	3736.13	3572.27	3403.14	3186.02	3012.21	2828.45	2641.76	2411.77
45.0	4095.46	3955.59	3806.95	3606.21	3438.26	3265.03	3089.46	2861.22	2676.29
90.0	3950.91	3761.88	3602.70	3436.50	3266.78	3047.91	2867.08	2635.91	2452.74
135.0	4089.61	3948.57	3764.81	3606.80	3444.69	3232.84	3057.86	2829.04	2644.11
180.0	4266.35	4113.02	3974.91	3826.26	3676.44	3473.37	3308.34	3135.11	2961.88
225.0	4085.51	3940.38	3788.81	3591.00	3430.06	3264.44	3048.50	2874.68	2696.19
270.0	4266.93	4141.70	3970.22	3809.87	3643.67	3476.88	3272.05	3100.00	2919.75
315.0	4155.74	4016.46	3826.26	3665.32	3500.29	3332.91	3115.21	2935.55	2754.13
360.0	3931.01	3736.13	3572.27	3403.14	3186.02	3012.21	2828.45	2641.76	2411.77
C/γ(°)	18.0	19.0	20.0	21.0	22.0	23.0	24.0	25.0	26.0
0.0	2228.01	2044.25	1863.41	1648.05	1492.38	1149.56	1149.56	1090.86	945.43
45.0	2494.29	2311.70	2083.46	1904.38	1733.49	1535.10	1398.16	1247.76	1130.71
90.0	2268.98	2039.57	1858.15	1687.85	1529.84	1160.15	1160.15	1132.47	1018.47
135.0	2459.76	2275.41	2044.25	1863.41	1693.11	1536.27	1368.31	1250.10	1139.49
180.0	2727.79	2555.74	2359.69	2167.73	1945.35	1769.78	1559.68	1419.23	1297.50
225.0	2511.84	2278.92	2093.41	1912.57	1738.76	1531.59	1306.28	1161.79	1133.81
270.0	2738.33	2518.87	2329.25	2090.48	1913.74	1738.18	1530.42	1387.63	1267.07
315.0	2522.96	2334.52	2101.60	1919.60	1746.96	1538.62	1302.18	1154.47	1154.47
360.0	2228.01	2044.25	1863.41	1648.05	1492.38	1149.56	1149.56	1090.86	945.43
C/γ(°)	27.0	28.0	29.0	30.0	31.0	32.0	33.0	34.0	35.0
0.0	833.77	732.06	616.42	534.66	460.16	390.17	308.59	248.02	193.07
45.0	1010.74	869.70	766.70	673.07	589.38	491.65	420.84	355.88	307.30
90.0	881.41	780.57	686.64	581.54	504.41	432.89	347.21	283.07	225.25
135.0	997.87	888.43	785.43	670.14	585.87	508.03	419.08	352.95	304.96
180.0	1161.14	1052.29	942.86	811.77	711.11	620.40	539.64	448.34	380.45
225.0	1019.93	883.10	778.70	683.13	575.69	498.49	426.57	360.67	282.25
270.0	1154.71	1008.40	896.62	790.11	688.87	575.92	497.50	424.35	341.24
315.0	1005.01	890.71	781.63	679.91	567.43	488.08	415.74	348.74	271.31
360.0	833.77	732.06	616.42	534.66	460.16	390.17	308.59	248.02	193.07
C/γ(°)	36.0	37.0	38.0	39.0	40.0	41.0	42.0	43.0	44.0
0.0	145.19	101.77	83.16	75.26	66.83	60.98	56.06	50.68	46.82
45.0	307.30	162.58	120.50	87.96	78.13	70.99	63.38	58.41	53.90
90.0	161.17	119.27	89.13	76.61	68.41	62.27	57.35	53.02	48.16
135.0	304.96	158.60	115.82	86.91	72.92	66.42	60.69	55.89	51.68
180.0	314.32	298.52	226.07	134.66	99.25	77.31	67.71	61.68	55.42
225.0	225.25	174.51	130.56	88.95	73.80	67.36	59.99	55.36	51.32
270.0	309.64	309.64	155.61	115.58	81.29	69.88	63.91	58.52	53.96
315.0	215.13	154.21	113.30	86.15	72.10	65.95	60.16	55.48	50.39
360.0	145.19	101.77	83.16	75.26	66.83	60.98	56.06	50.68	46.82

Intensity data(cd)

C/γ(°)	45.0	46.0	47.0	48.0	49.0	50.0	51.0	52.0	53.0
0.0	43.37	39.50	36.81	34.35	32.13	29.73	28.03	26.51	25.16
45.0	48.87	45.35	42.08	39.09	35.70	33.30	31.13	29.32	27.21
90.0	44.77	41.67	38.27	35.82	33.07	31.13	29.38	27.33	25.98
135.0	46.88	43.66	39.91	37.28	34.76	31.89	30.02	28.32	26.39
180.0	51.38	47.75	43.72	40.85	38.33	35.99	33.30	31.31	29.50
225.0	46.88	43.77	40.91	37.81	35.46	33.36	31.43	29.26	27.68
270.0	49.10	45.71	42.66	39.80	36.69	34.47	31.84	29.96	28.27
315.0	46.70	43.42	40.44	37.16	34.70	32.60	30.14	28.38	26.86
360.0	43.37	39.50	36.81	34.35	32.13	29.73	28.03	26.51	25.16
C/γ(°)	54.0	55.0	56.0	57.0	58.0	59.0	60.0	61.0	62.0
0.0	23.64	22.53	21.30	20.54	19.84	19.02	18.49	17.97	17.56
45.0	25.81	24.46	23.12	21.95	20.89	20.07	19.43	18.79	18.14
90.0	24.70	23.58	22.30	21.36	20.54	19.90	19.14	18.55	18.08
135.0	24.99	23.76	22.65	21.42	20.54	19.78	19.14	18.38	17.85
180.0	27.86	26.10	24.87	23.76	22.47	21.65	20.72	20.01	19.43
225.0	26.34	25.05	23.70	22.71	21.89	21.01	20.31	19.61	19.02
270.0	26.45	25.16	23.94	22.71	21.83	21.01	20.31	19.55	19.02
315.0	25.11	23.88	22.82	21.65	20.83	20.13	19.43	18.67	18.20
360.0	23.64	22.53	21.30	20.54	19.84	19.02	18.49	17.97	17.56
C/γ(°)	63.0	64.0	65.0	66.0	67.0	68.0	69.0	70.0	71.0
0.0	16.97	16.62	16.21	15.86	15.33	14.92	14.63	14.22	13.81
45.0	17.67	17.26	16.85	16.27	15.92	15.51	15.04	14.75	14.34
90.0	17.50	17.03	16.62	16.09	15.74	15.33	14.81	14.46	14.10
135.0	17.44	16.80	16.39	15.92	15.57	15.10	14.75	14.28	13.99
180.0	18.90	18.20	17.73	17.32	16.85	16.39	15.98	15.57	15.10
225.0	18.55	18.14	17.73	17.91	18.20	18.55	19.14	19.78	19.84
270.0	18.49	18.02	17.50	17.09	16.74	16.27	16.04	15.86	15.51
315.0	17.73	17.26	16.68	16.33	15.80	15.45	15.10	14.63	14.22
360.0	16.97	16.62	16.21	15.86	15.33	14.92	14.63	14.22	13.81
C/γ(°)	72.0	73.0	74.0	75.0	76.0	77.0	78.0	79.0	80.0
0.0	13.46	13.05	12.76	12.47	12.11	11.76	11.53	11.12	10.89
45.0	13.87	13.52	13.23	12.87	12.58	12.23	11.88	11.65	11.35
90.0	13.81	13.28	13.05	12.70	12.41	12.06	11.70	11.41	11.06
135.0	13.64	13.23	12.93	12.58	12.29	12.00	11.70	11.41	11.12
180.0	14.75	14.34	13.93	13.58	13.23	12.82	12.52	12.23	11.88
225.0	19.20	18.67	17.67	16.74	15.86	15.10	14.10	13.34	12.64
270.0	15.39	15.27	15.04	14.75	14.51	13.87	13.28	12.87	12.41
315.0	13.87	13.52	13.17	12.82	12.52	12.11	11.88	11.59	11.29
360.0	13.46	13.05	12.76	12.47	12.11	11.76	11.53	11.12	10.89
C/γ(°)	81.0	82.0	83.0	84.0	85.0	86.0	87.0	88.0	89.0
0.0	10.59	10.36	10.07	9.89	9.66	9.48	9.36	9.25	9.19
45.0	11.12	10.65	10.36	10.07	9.89	9.60	9.42	9.31	9.19
90.0	10.83	10.48	10.24	10.01	9.66	9.54	9.36	9.31	9.25
135.0	10.77	10.59	10.30	10.07	9.77	9.60	9.42	9.31	9.19
180.0	11.59	11.18	10.83	10.59	10.30	10.07	9.83	9.48	9.31
225.0	11.70	11.06	10.65	10.30	10.07	9.89	9.48	9.31	9.25
270.0	11.82	11.53	11.06	10.59	10.24	10.01	9.66	9.42	9.31
315.0	11.00	10.65	10.42	10.24	10.07	9.77	9.54	9.42	9.25
360.0	10.59	10.36	10.07	9.89	9.66	9.48	9.36	9.25	9.19

Intensity data(cd)

C/γ(°)	90.0
0.0	9.19
45.0	9.19
90.0	9.19
135.0	9.19
180.0	9.25
225.0	9.19
270.0	9.19
315.0	9.25
360.0	9.19